


Creating a ClinicalKey Account

1. Select ClinicalKey Student Nursing from the Databases list A-Z:

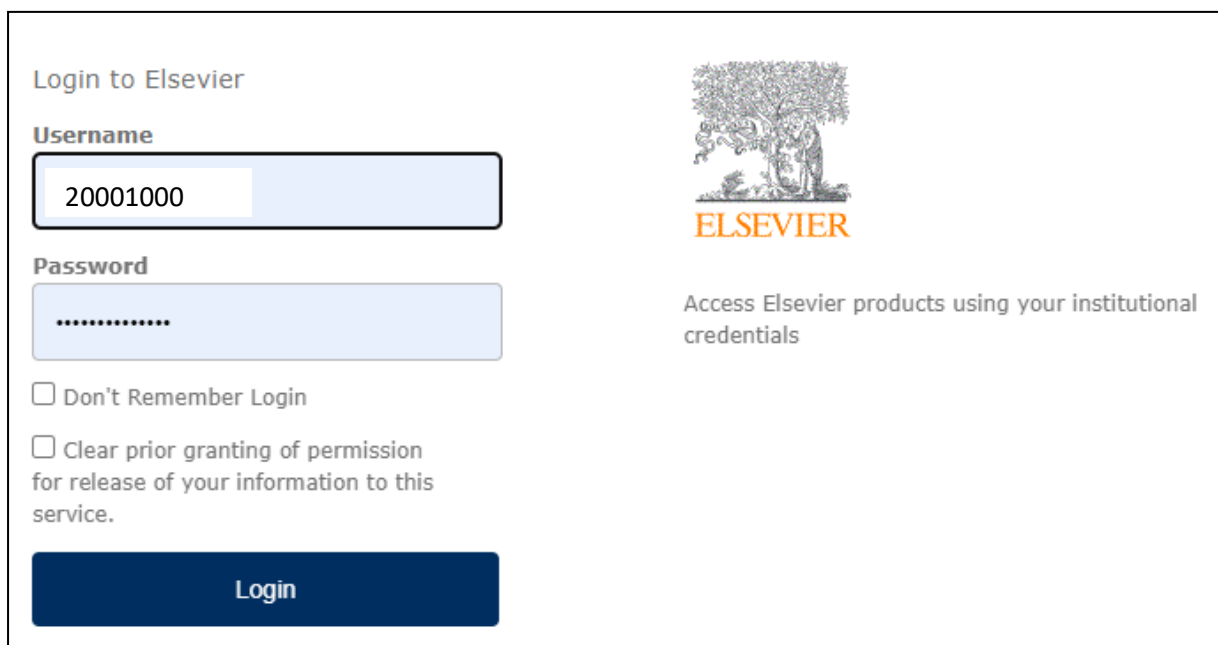
<https://library.wit.ie/databases/>



The screenshot shows the SETU library database list. At the top left is the SETU logo with the text 'Ollscoil Teicneolaíochta an Oirdheiscirt' and 'South East Technological University'. Below the logo, the text 'Multisubject; Business, Management' is displayed. The list includes the following items:

- CINAHL**
Nursing and health sciences.
- ClinicalKey Student Nursing** (highlighted in yellow)
Nursing and health sciences.
- The Cochrane Library**
Health sciences – systematic reviews.
- Construction Information Service**
Construction, engineering and architecture.

2. Login using your SETU username and password



The screenshot shows the Elsevier login page. On the left, there is a form with the following fields and options:

- Login to Elsevier**
- Username**: A text input field containing '20001000'.
- Password**: A password input field with masked characters '.....'.
- Don't Remember Login
- Clear prior granting of permission for release of your information to this service.
- Login** button

On the right side of the page, there is the Elsevier logo (a tree) and the text 'ELSEVIER'. Below the logo, it says 'Access Elsevier products using your institutional credentials'.

3. Choose the first option – **South East Technological University, Library**

Choose Organization

South East Technological University, Library

South East Technological University, Shibboleth - 244984

Remember this organization

[Continue](#)

Remember me

4. If you have not already set up an account for any of the 3 Elsevier products (ClinicalKey, ScienceDirect, Scopus) then create an account using the **Register Here** option.

✓ Welcome! We recognize your network - South East Technological University

💡 Log in using your [ClinicalKey](#), [ScienceDirect](#), [Scopus](#), or other Elsevier credentials.

Log In

New user? [Register here](#)

* indicates a required field

Email Address *

Password *

[Forgot email and password?](#)

Remember me

Not recommended on shared devices.

[Log in](#)

More Options

[Redeem a Registration ID](#)

[Log in via OpenAthens](#)

[Log in via your institution](#)

5. Complete the form and choose Register

Register

Already registered? [Log in](#)


* indicates a required field

First Name *

Last Name *

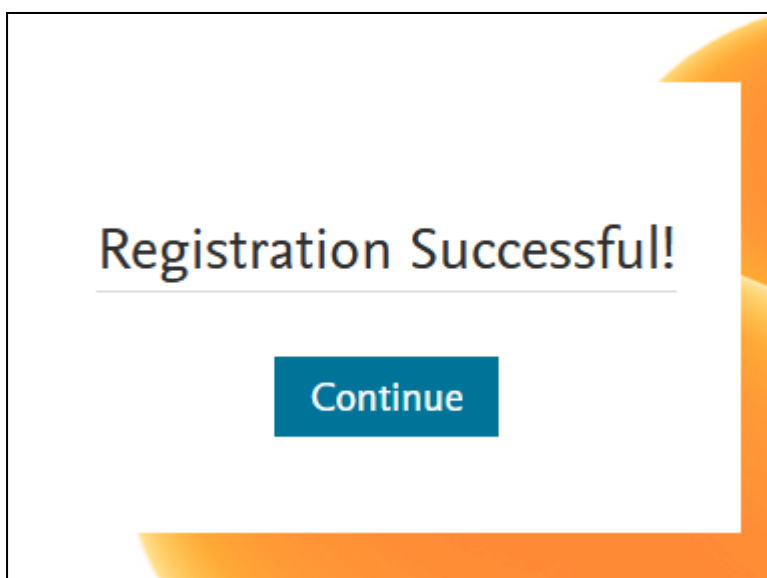
Email Address (Use school email if you have one) *

Password (5 character minimum) *

By continuing you agree to Elsevier [Terms & Conditions](#), [Privacy Policy](#), and [Cookies](#) statement.

6. You should see a Registration Successful notice



7. Select the relevant information

i We will use this information to tailor your experience.
You can edit your selection at any time in your account settings.

Tell us about yourself * All fields required

I am a: *

Student

Professional

* My class year is

Choose year of study ^

- First Year ^
- Secon...
- Third Y...

8. You are now logged in and can use features such as Bookshelf and Notes. If you want to change your account details you can do so by selecting the icon in the top right of the screen

Bookshelf My saved v

Hi Mary! What do you want to learn today?

All types v Search books

Mary Murphy
20001000@setu.ie
Settings

Log out

9. If you have any issues creating an account or logging in please contact the library on libinfo.wd@setu.ie